



District Report Card: 2017


State: Jammu And Kashmir	District: Rajauri
Class: 3	Subject: Mathematics
Schools: 61	Students: 571


Participation/Coverage


Students

<div>GENDER</div> <div></div>	Boys		Girls	
	Number	%	Number	%
	294	51.49	277	48.51

<div>AREA</div> <div></div>	Rural		Urban	
	Number	%	Number	%
	564	98.77	7	1.23

<div>CATEGORY</div> <div></div>	SC		ST		OBC		GEN	
	Number	%	Number	%	Number	%	Number	%
	20	3.50	310	54.29	28	4.90	213	37.30

<div>CWSN</div> <div></div>	LD	VI	HI	S&LD	ID	Oth
	0	1	0	2	0	5

<div>Management</div> <div></div>	Government		Government-aided	
	Number	%	Number	%
	549	96.15	22	3.85

Average Performance of Students in Mathematics (%)

Overall	Gender		Area		Management		Social Group			
	Male	Female	Rural	Urban	Govt.	Aided	SC	ST	OBC	GEN
63.62	64.17	63.03	63.71	56.19	63.05	77.88	53.67	64.02	56.90	64.85

Performance on Learning Outcomes (LOs)

Learning Outcomes	Description	Average Performance(%)
M301	Reads and writes numbers up to 999 using place value	67.98
M302	Compares numbers up to 999 based on their place values	75.83
M303	Solves simple daily life problems using addition and subtraction of three digit numbers with and without regrouping	57.39
M304	Constructs and uses the multiplication facts (up till 10) in daily life situations	70.40
M305	Analyses and applies an appropriate number operation in the situation/ context	62.00
M306	Explains the meaning of division facts by equal grouping/sharing and finds it by repeated subtraction	61.30
M309	Identifies and makes 2D-shapes by paper folding, paper cutting on the dot grid, using straight lines etc.	79.65
M311	Fills a given region leaving no gaps using a tile of a given shape	34.93
M312	Estimates and measures length and distance using standard units like centimeters or meters & identifies relationships	23.30
M317	Reads the time correctly to the hour using a clock/watch	71.98
M318	Extends patterns in simple shapes and numbers	57.22
M319	Records data using tally marks, represents pictorially and draws conclusions	67.78

Range of Performance of Students who Answered Correctly							
Below 30%		30% - 50%		50% - 75%		Above 75%	
Number	%	Number	%	Number	%	Number	%
55	9.63	106	18.56	208	36.43	202	35.38

Lowest Performing Learning Outcomes (LOs)

- 1 - Estimates and measures length and distance using standard units like centimeters or meters & identifies relationships (23.30)
- 2 - Fills a given region leaving no gaps using a tile of a given shape (34.93)
- 3 - Extends patterns in simple shapes and numbers (57.22)
- 4 - Solves simple daily life problems using addition and subtraction of three digit numbers with and without regrouping (57.39)
- 5 - Explains the meaning of division facts by equal grouping/sharing and finds it by repeated subtraction (61.30)